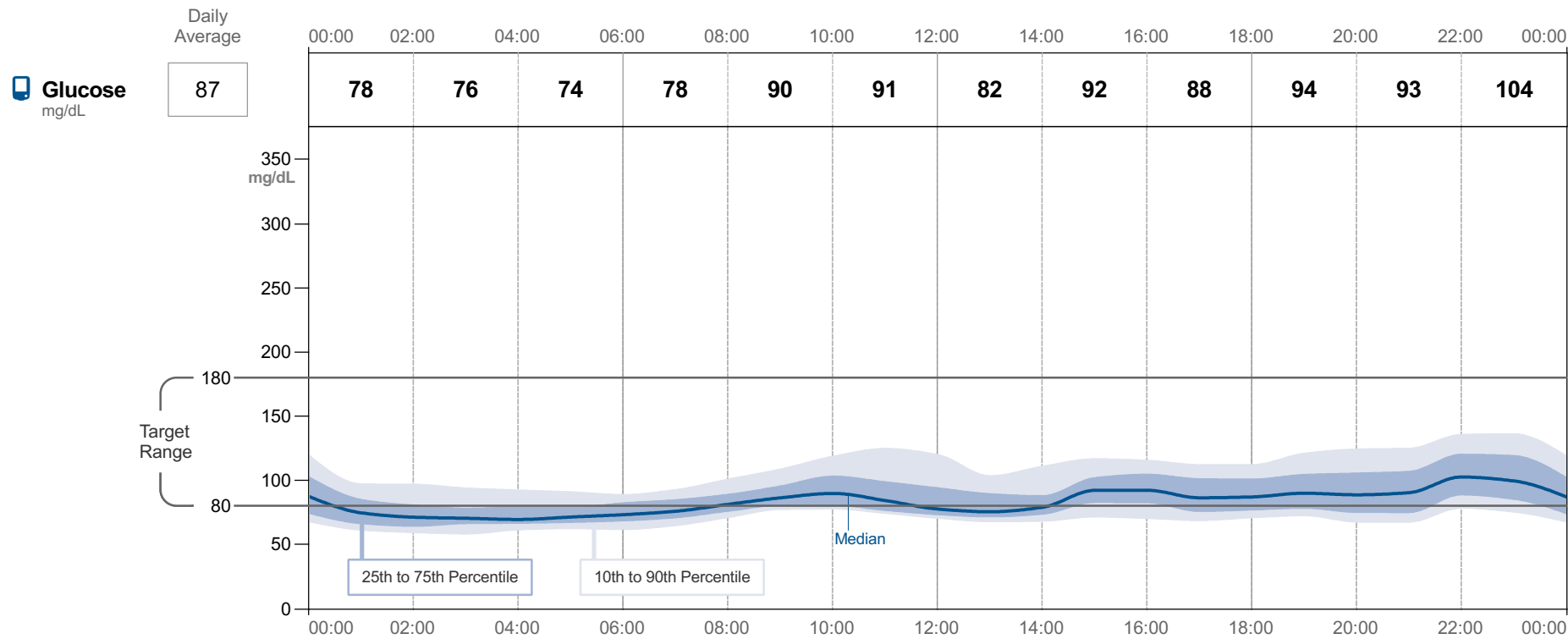


Daily Patterns (with Ambulatory Glucose Profile)

3 August 2015 - 17 August 2015 (15 days)

Estimated A1c **4.7% or 28 mmol/mol**



Notes:

Daily Patterns (with glucose readings)

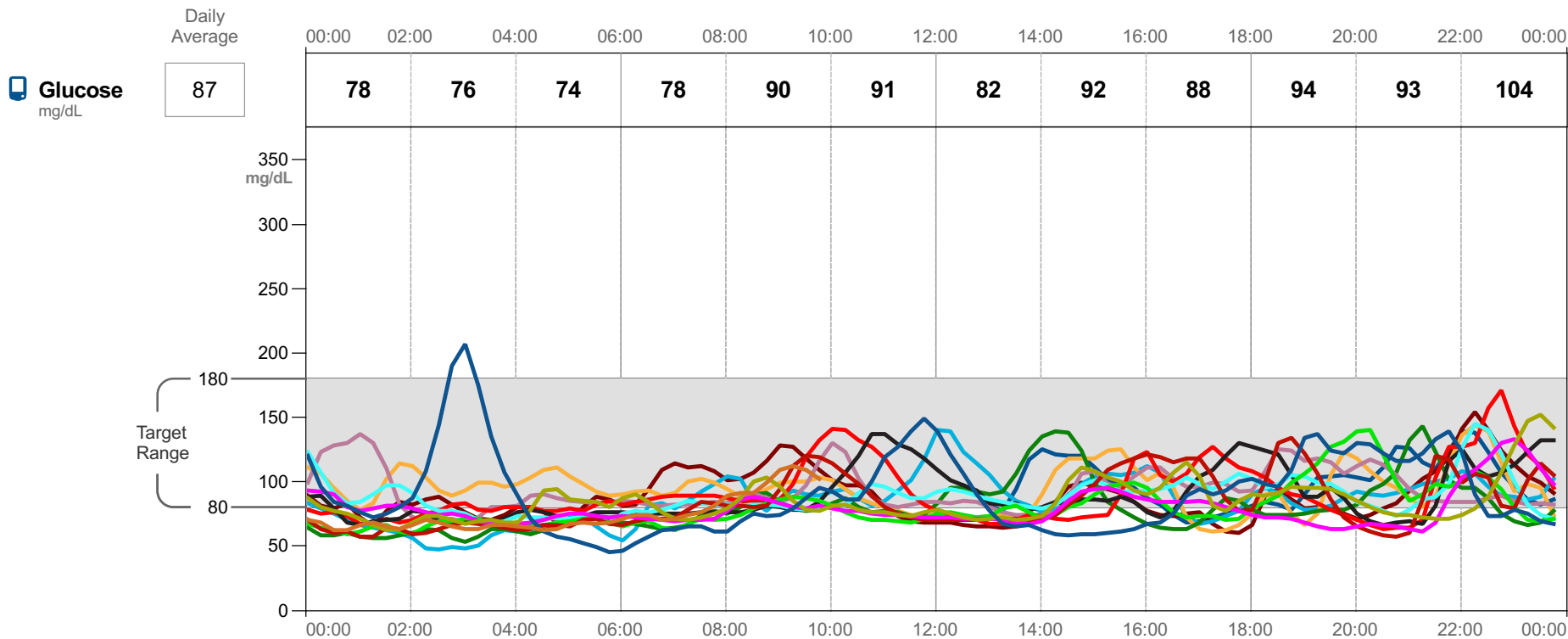


3 August 2015 - 17 August 2015 (15 days)

Estimated A1c **4.7% or 28 mmol/mol**

PAGE: 2 / 6
DATE: 2015/08/17

DATA SOURCE: FreeStyle Libre Pro 1.0.6
FreeStyle Libre Pro 1.0



Notes:

PNN IYER
ID#:

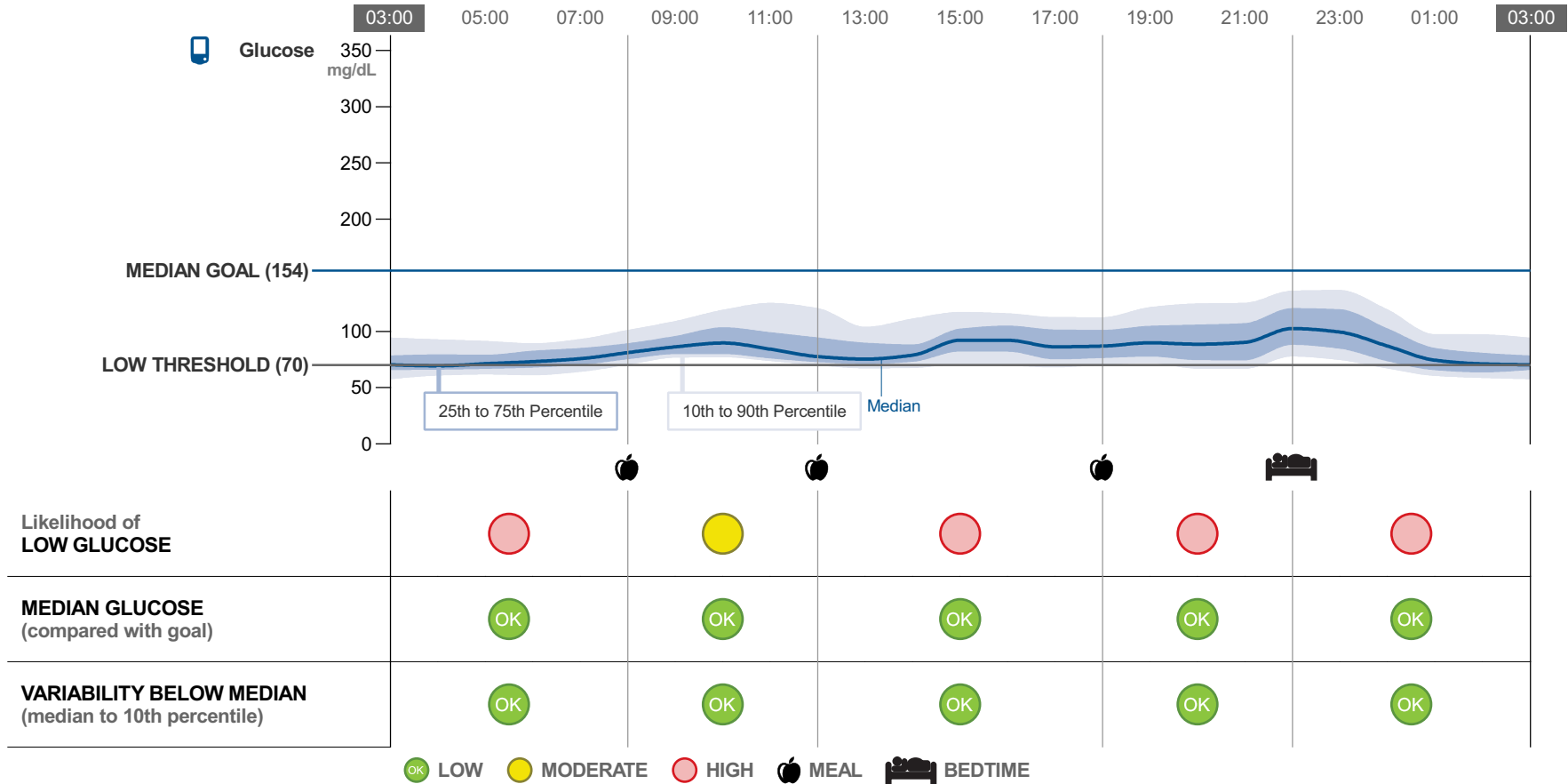
Glucose Pattern Insights

3 August 2015 - 17 August 2015 (15 days)

LOW-GLUCOSE ALLOWANCE SETTING: Medium

MEDIAN GOAL SETTING: 154 mg/dL (A1c: 7.0% or 53 mmol/mol)

Estimated A1c **4.7% or 28 mmol/mol**



Glucose Pattern Insights (with glucose readings)

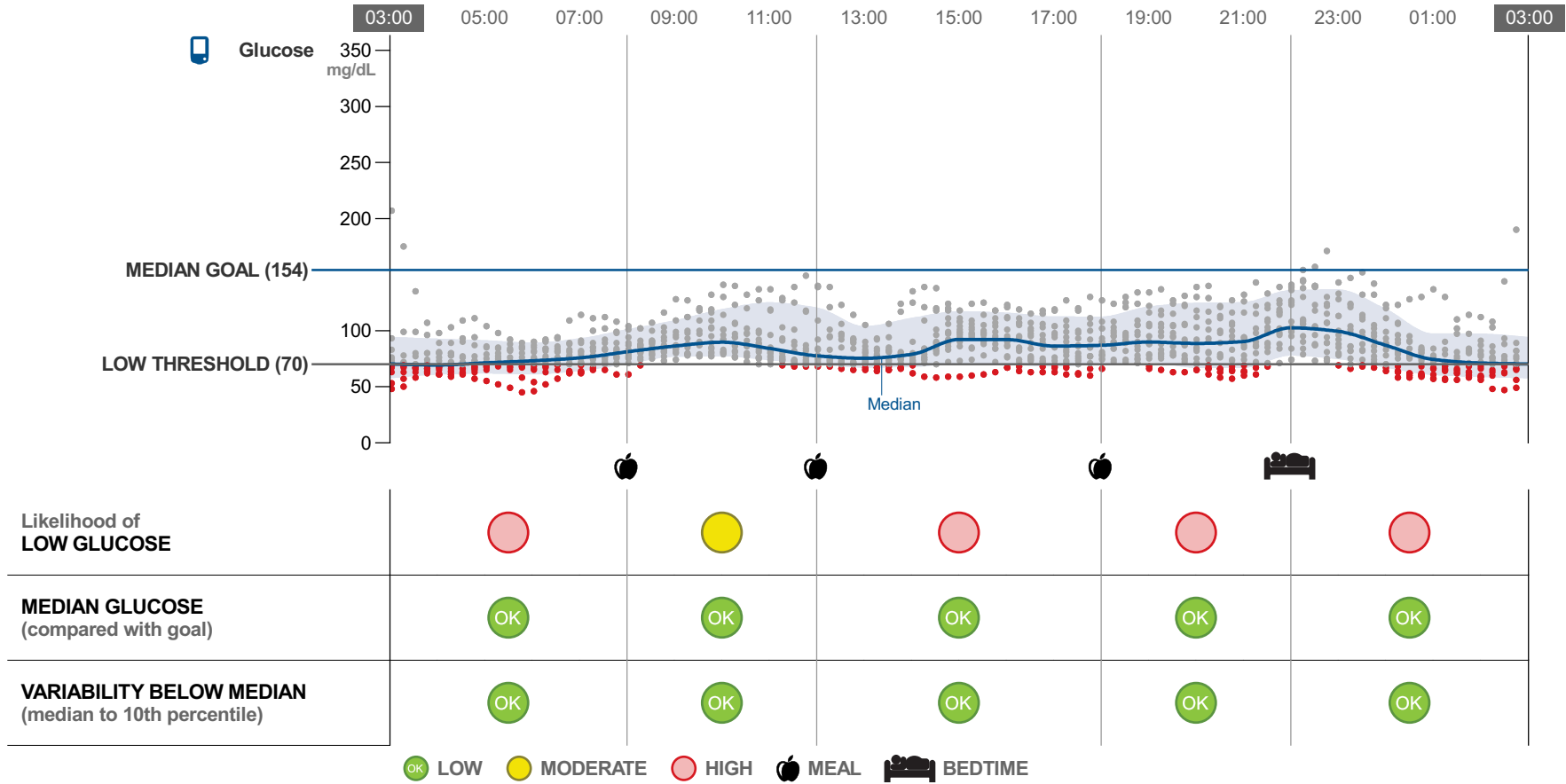


3 August 2015 - 17 August 2015 (15 days)

LOW-GLUCOSE ALLOWANCE SETTING: Medium

MEDIAN GOAL SETTING: 154 mg/dL (A1c: 7.0% or 53 mmol/mol)

Estimated A1c 4.7% or 28 mmol/mol



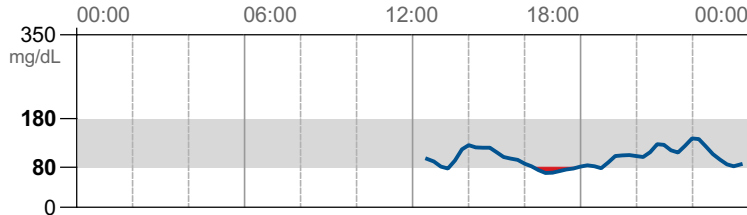
Daily Glucose Summary

3 August 2015 - 17 August 2015 (15 days)



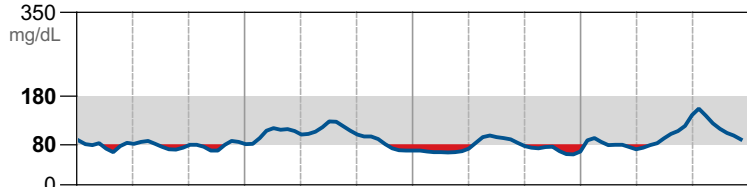
Glucose

Mon
3 Aug



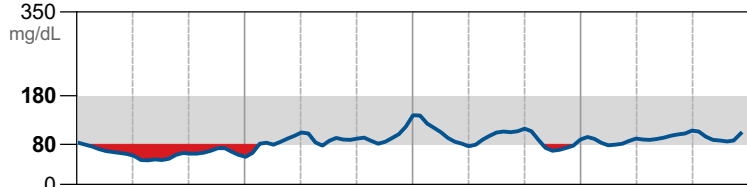
Average Glucose	Time In Target	Time Below Target	Time Above Target
99 mg/dL	83%	17%	0%

Tue
4 Aug



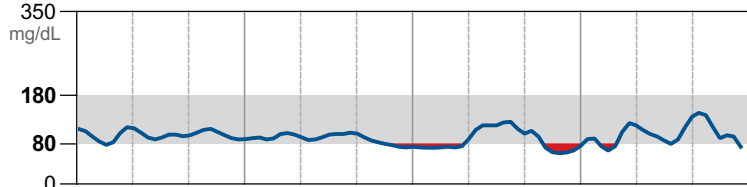
Average Glucose	Time In Target	Time Below Target	Time Above Target
88 mg/dL	61%	39%	0%

Wed
5 Aug



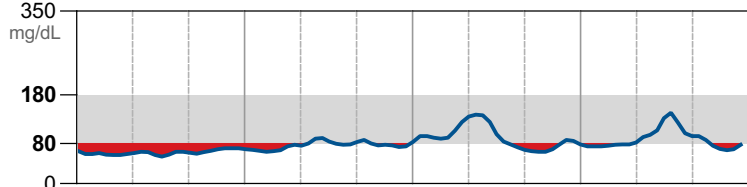
Average Glucose	Time In Target	Time Below Target	Time Above Target
85 mg/dL	62%	38%	0%

Thu
6 Aug



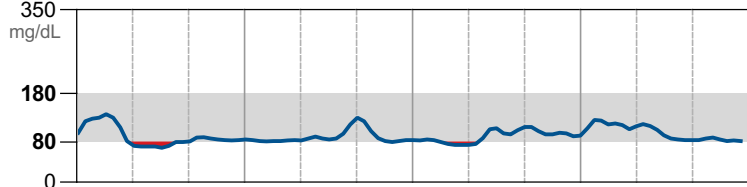
Average Glucose	Time In Target	Time Below Target	Time Above Target
94 mg/dL	77%	23%	0%

Fri
7 Aug



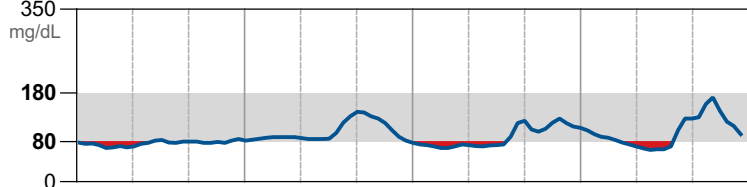
Average Glucose	Time In Target	Time Below Target	Time Above Target
80 mg/dL	35%	65%	0%

Sat
8 Aug



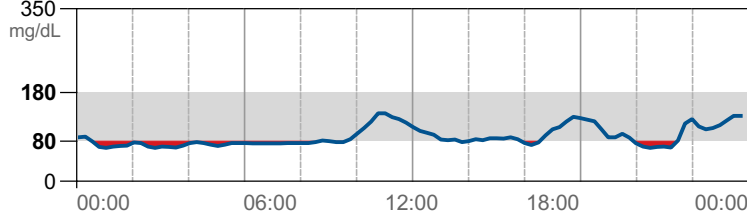
Average Glucose	Time In Target	Time Below Target	Time Above Target
93 mg/dL	89%	11%	0%

Sun
9 Aug



Average Glucose	Time In Target	Time Below Target	Time Above Target
91 mg/dL	59%	41%	0%

Mon
10 Aug



Average Glucose	Time In Target	Time Below Target	Time Above Target
89 mg/dL	53%	47%	0%

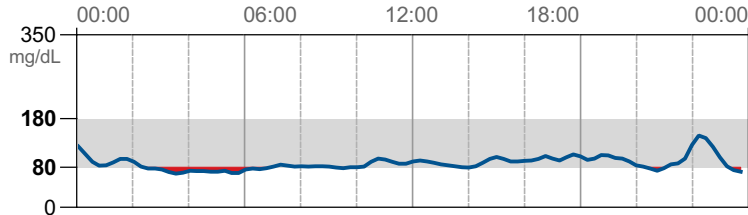
Daily Glucose Summary

3 August 2015 - 17 August 2015 (15 days)



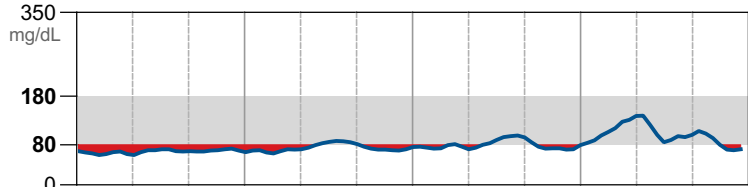
Glucose

Tue
11 Aug



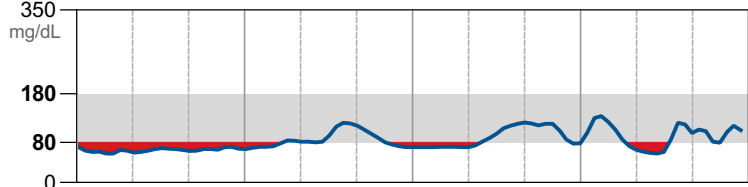
Average Glucose	Time In Target	Time Below Target	Time Above Target
88 mg/dL	73%	27%	0%

Wed
12 Aug



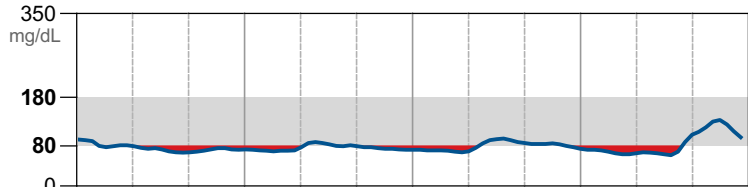
Average Glucose	Time In Target	Time Below Target	Time Above Target
80 mg/dL	36%	64%	0%

Thu
13 Aug



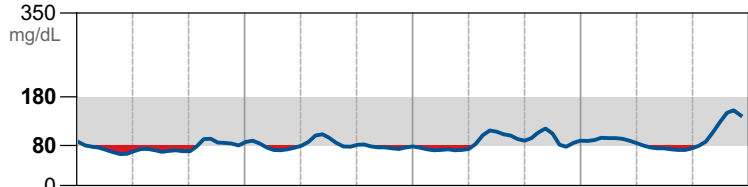
Average Glucose	Time In Target	Time Below Target	Time Above Target
84 mg/dL	46%	54%	0%

Fri
14 Aug



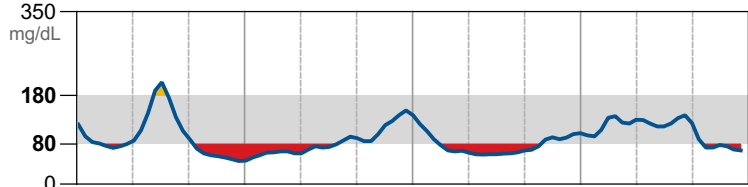
Average Glucose	Time In Target	Time Below Target	Time Above Target
79 mg/dL	35%	65%	0%

Sat
15 Aug



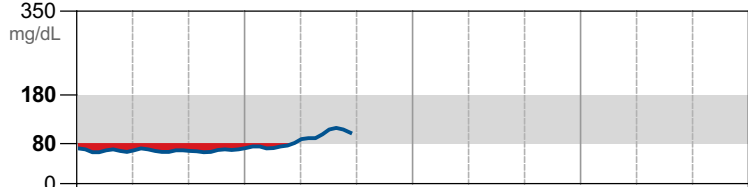
Average Glucose	Time In Target	Time Below Target	Time Above Target
85 mg/dL	50%	50%	0%

Sun
16 Aug



Average Glucose	Time In Target	Time Below Target	Time Above Target
91 mg/dL	51%	47%	2%

Mon
17 Aug



Average Glucose	Time In Target	Time Below Target	Time Above Target
74 mg/dL	22%	78%	0%

3 August 2015 - 17 August 2015

Average Glucose	Time In Target	Time Below Target	Time Above Target
87 mg/dL	56%	44%	0%